

# INSTRUCTIONS FOR USE

## Toilet safety rail

Product code: JMC-C 5300KD



### 1. Characteristics

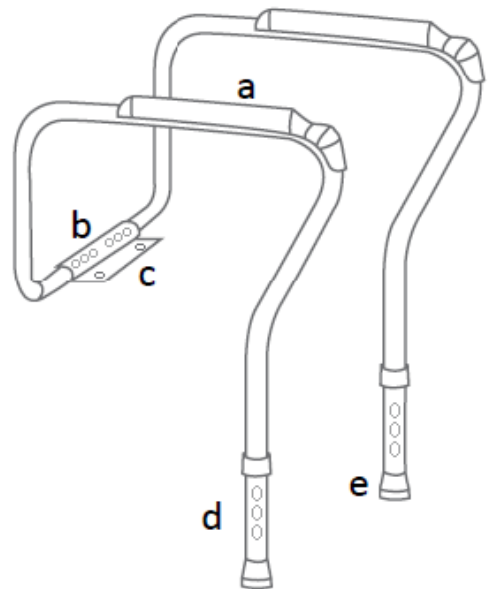
Toilet safety rail is made of ultra light anodized aluminium. It is height and width adjustable in order to meet user's needs.

#### The set includes:

- Left frame
- Right frame
- Connector

#### Elements of the commode chair:

- a. armrest
- b. width adjustment
- c. mounting element
- d. height adjustment – locking pin
- e. anti-sliding tips



### 2. Application

Toilet safety rail is ancillary equipment which helps the user to perform physiological activities. The rail is recommended to people with dysfunctions and for those who lost the ability of unassisted sitting down and standing up. Owing to height and width adjustment, the frame can be adjusted to the size of the toilet.

### 3. Assembly

- Firstly, disassemble toilet seat; unscrew mounting screws of the toilet bowl.
- Place mounting element of the toilet rail so that it matches with the mounting openings of the toilet bowl.

- Install frame of the toilet rail.
- To adjust the width, press the metal pin at the mounting element, select appropriate width, and lock the position of the tubes relative to each other.
- To adjust the height, press the metal pin in the leg, select appropriate height, and lock the position of the tubes relative to each other.
- Assemble the toilet seat.

**Note!** The pins must be set on the same level in each leg. Legs should stand stably on the ground.

#### 4. Technical data

Overall width	53-63 cm
Overall depth	44 cm
Height	64-74 cm
Seat dimensions	47 cm x 42 cm
Weight	0.4 kg
Maximum capacity	100 kg
Frame colour	silver

#### 5. Notes

**Timago International Group does not bear responsibility of improper use of the toilet safety rail, failure to comply safety regulations and misuse.**

#### 6. Maintenance

##### Reviews

Systematically make visual inspection of all the joining elements (clamps, hinges) including:

- the condition of locking pins
- stability and look of the frame

## Cleaning

Control the technical condition of the toilet safety rail regularly:

- Clean the rail regularly using only water and mild detergents. Dry thoroughly.
- **Do not use** for cleaning: strong polishing agents and detergents, abrasive agents, bleach, petrol or solvents (it may cause frame damage, visible defects and in consequence - loss of warranty rights).










## 7. Storage and transport conditions

Device should not be exposed to direct sunlight, water or moisture.

## 8. Warranty information

All products distributed by our company are covered by a warranty, the terms of which are described in the warranty card available on our website. Please contact the retailer from whom you purchased the product. Please, keep in mind that for warranty purposes, the proof of purchase (receipt or invoice) should be retained

## 9. Labels

	Reference number		Manufacturer
	LOT number		Manufacture date
	Serial number		Medical device
	Note		Please read the instruction
	The manufacturer checked for compliance with essential medical devices requirements.		

Our complete line of products is available from our distributors.  
Learn more at: [www.timago.com](http://www.timago.com). Thank you for choosing Timago!



Timago International Group  
Spółka z o.o. i Spółka – Spółka komandytowa  
ul. Karpacka 24/12  
43-316 Bielsko-Biała, Polska

T.: +48 33 499 50 00  
F.: +48 33 499 50 11  
E.: [info@timago.com](mailto:info@timago.com)



Rev. II, date 20.05.2021